


English



1095

ISSUE LITERATURE WITH THIS PAGE

Name _____

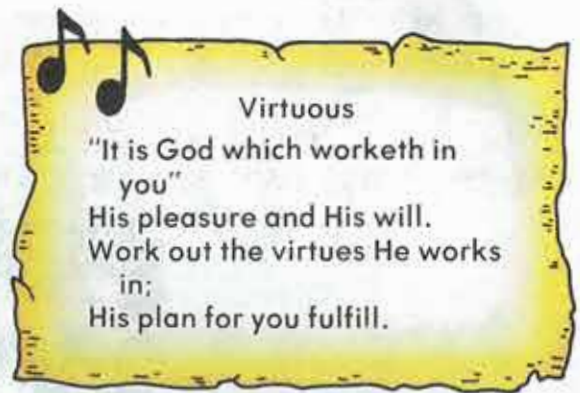
Date Issued

Test Score




My Goals

- To learn and practice punctuation rules
- To learn to write friendly letters and business letters
- To learn to address envelopes
- To learn to be all God wants me to be so that I will then show forth His righteousness—to be virtuous
- To examine a Biblical example of wisdom (See page 27.)



Find Philippians 4:8 in your Bible. Correctly write the verse and reference in the Bible picture below. While doing this PACE, you will be memorizing this verse.



Virtuous



Symbol and Sound Chart

ä = glad
 ā = save
 ă = fair
 ă = barn
 ě = best
 ê = bee

ĩ = sit
 ĩ = kind
 ȳ = box
 ȳ = go
 ȳ = soft, order
 ȳ = look

ȳ = tool
 ū = cup
 ū = use
 ch = much
 kw = queen
 ng = song

oi = coin
 ou = out
 sh = she
 th = this, thin
 ūr = burn
 z = has

zh = Asia
 ȳ = a in above
 ȳ = e in the
 ȳ = ĩ in easily
 ȳ = o in lemon
 ȳ = ū in Jesus

We have learned the importance of slant, form, alignment (letters on line), and size. One more thing is important to good handwriting: that letters be evenly spaced.



Uneven spacing:

virtuous

Even spacing:

virtuous

Write "If there be any virtue, think on these things" while:

1. Using proper slant.
2. Forming all the letters correctly.
3. Making sure all the letters rest on the line.
4. Using the primary guidelines for proper size.
5. Giving attention to correct spacing between letters.

Circle the writing errors in the Scripture verses below. (There are thirty-five errors.)

*Give instruction to a wise man, and he will be yet wiser:
teach a just man, and he will increase in learning. The fear
of the LORD is the beginning of wisclom: and the knowledge of
the holy is uuderstancling. Far by me thy doys shall be
mnltplicated, and the years of thy life shall be increasecl.*

Proverbs 9:9-11

Rewrite Proverbs 9:9-11, making all corrections.

Handwriting practice lines for rewriting Proverbs 9:9-11. The lines consist of a solid top line, a dashed middle line, and a solid bottom line, repeated multiple times.

Memorize Proverbs 9:9-11, and say it to your supervisor.

What can I say when I write a newsy letter?



Well, Happy, remember to:

1. Show an interest in the other person rather than always writing about yourself.
2. Ask questions.
3. Tell your friend what you have been doing.
4. Answer any questions your friend may have asked in a previous letter.

On the lines below, in your best handwriting, write a friendly letter to Happy, showing him that you are interested in him. He also wants to know where you live, the name of your school, and some interesting things you are doing. Proofread your letter for spelling, capitalization, and punctuation errors.

A large rectangular area with horizontal lines for writing a letter.

Write Philippians 4:8 two times on a separate sheet of paper.

Supervisor initial _____ Check to see if student has written an interesting friendly letter and has proofread it.

Study this example of a properly addressed envelope. Notice capitalization and punctuation.



An address may have a route number, a rural free delivery (R.F.D.) number, a post office (P. O.) box number, or a mailbox number.

Return address
(your address)

*Miss Sandy McMercy
101 Sincere Street
Highland City, HD 77777*



Addressee
(ə·drē·sē')
(one to whom letter
is addressed)

*Mr. Gregory Knowles
Route 1
Apple Creek, OH 44606*

Using the following addresses, address the envelopes below. For the return address, use your own address.

Reginald Upright
111 Diligent Drive
Highland City, HD 77777



New Haven Children's Home
120 Joy Street
Salem, IA 52649



Score this page.

Correct mistakes.

Rescore.